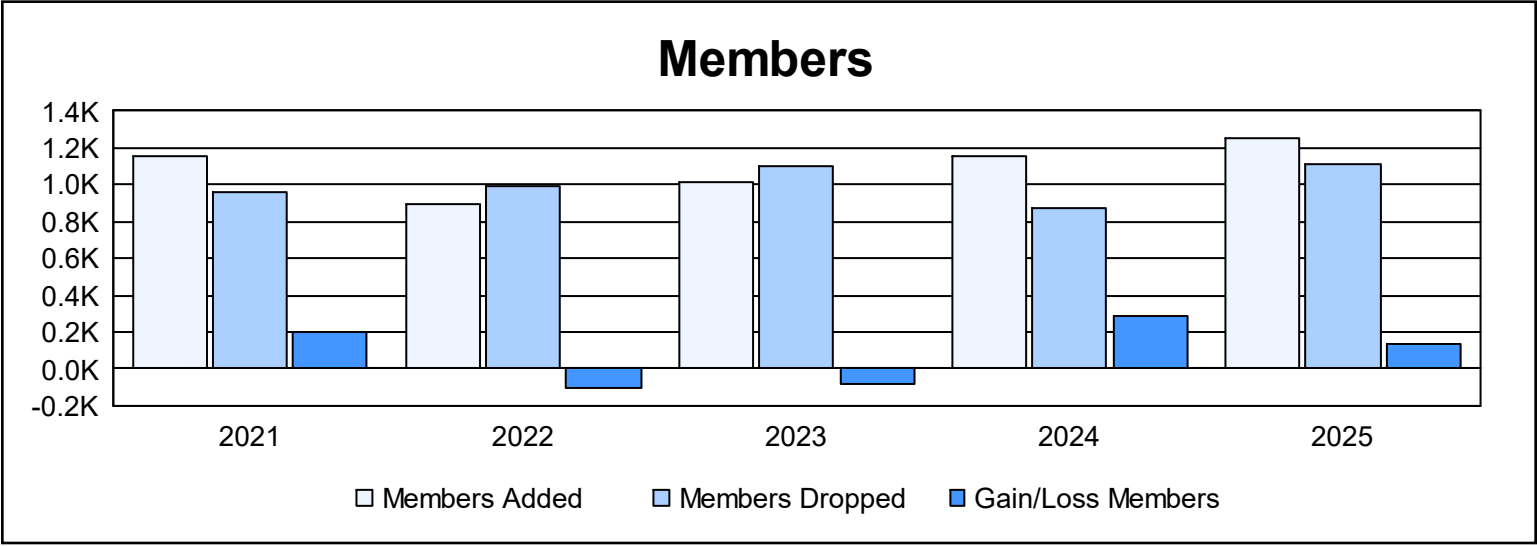
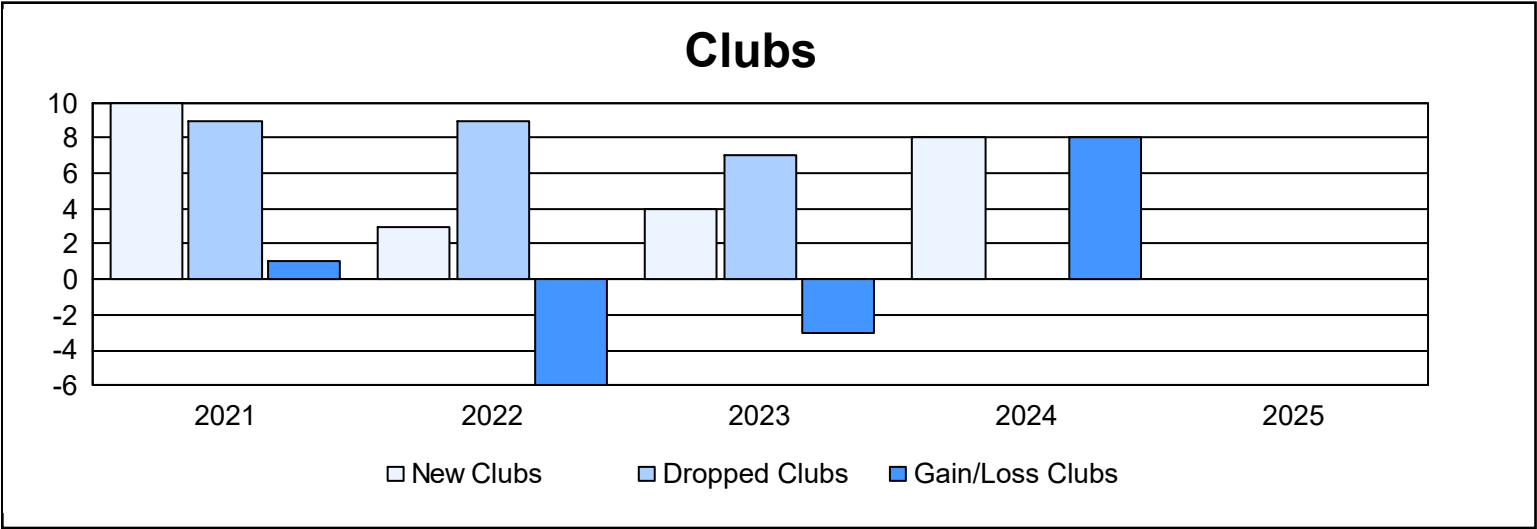
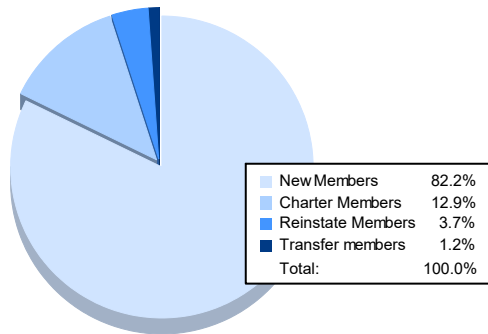


Year	New Clubs	Dropped Clubs	Gain/ Loss Clubs	New Members	Charter Members	Reinstate Members	Transfer Members	Total Member Added	Total Members Dropped	Gain/ Loss Members
2020-2021	10	9	1	847	269	25	15	1,156	959	197
2021-2022	3	9	-6	746	100	35	10	891	995	-104
2022-2023	4	7	-3	799	185	17	11	1,012	1,099	-87
2023-2024	8	0	8	838	235	54	30	1,157	872	285
2024-2025				1,031	162	46	15	1,254	1,115	139
Average	6	6	0	852	190	35	16	1,094	1,008	86



### Membership Composition June 2025 Cumulative



### Gender Composition June 2025 Cumulative

